

**Dimmable Electronic Ballast for T5 2x14-35W**

**Type:FL 2x35/100-277V T5 DIM-D**

**Article Number:213008**

**Approved For Lamps: T5 HE 2 x 14/21/28/35W**

**Specifications:**

- Universal input voltage (120-277VAC)
- Low harmonic distortion (THD<10%)
- High power factor( $\lambda >0.98^*$ )
- DALI interface, Dimming range from 1-100%
- Lamp start at 1% possible, defined Lamp friendly warm start within 1.5 s with AC and 0.6s with DC
- Automatic lamp recognition for optimum operation With standardized data acc.to IEC
- PUSH-DIM,dimming and switching via push-button with memory function
- Error feed back and programmable features in DALI mode, switching via the mains or with digital signal
- Dimming which is comfortable to the eye
- Full electronic lamp management and digital communication with ASIC and  $\mu C$
- Constant light output independent of fluctuating supply voltage
- Safe shutdown of defective lamps
- Safe shutdown of lamps at end of life
- Automatic restart after lamp replacement
- Operating temperature( $t_a = -20 \rightarrow +50^{\circ}C$ )



**Approvals:**



执行标准/Approvals:

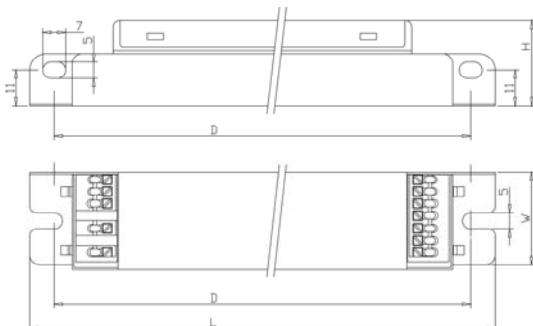
- |                           |                              |
|---------------------------|------------------------------|
| UL Listed #935            | ANSI C82.11 Ballast Standard |
| FCC 47CFR Part 18 EMI/RFI | ANSI C62.41 Category A       |
| EN 55015                  | EN 55022                     |
| EN 60924 sect.I-II        | EN 60928                     |
| EN 60929                  | EN 61000-3-2                 |
| EN 61347-2-3              | EN 61547                     |
| GB 15143-1994             | GB 17625.1-2003              |
| GB/T 15144-2005           | in accordance                |
| with VDE 0108             |                              |

**Technical data:**

Parameter	Min.*	Nom.*	Max.	Unit
Number Of Lamps	2	-	2	-
Lamp Power	14 x 2	-	35 x 2	W
Input Power	30.8	-	77	W
Rated Input Voltage	100	230	277	V
AC Input Voltage Range	90	-	304	V
DC Input Voltage Range	150	-	304	V
Input Frequency	0	50-60	-	Hz
Input Current	0.25A@120V	0.33A@230V	0.27A@277V	A
Power Factor	0.90	0.98	-	-
Operating Frequency	40	-	120	KHz
Lamp Current Crest Factor	-	-	1.7	-
THD	-	-	10%	-
Operating Ambient Temperature(@ $t_a$ )	-20	-	50	$^{\circ}C$
Maximum Case Temperature(@ $t_c$ )	-	-	75	$^{\circ}C$
Average Service Life	50,000	-	-	Hours

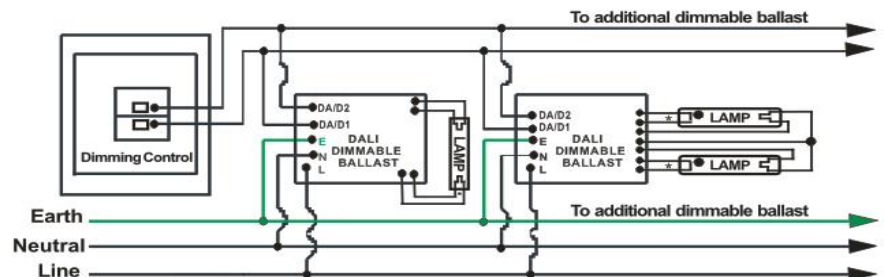
\*Valid at ambient temperature of 25 $^{\circ}C$

**Dimensions:**



**LxWxH=430x30x26(MM), D=415 (MM)**

**Wiring Diagram:**



Ballast has plug in wire trap connectors.

Use 18 AWG solid copper wire(dia. 0.5-1.0mm2)

stripped to 5/16" (7.0-8.5mm)

## T5 2x14-35W 荧光灯适用调光电子镇流器

型号: FL 2x35/100-277V T5 DIM-D

订购编号: 213008

适用荧光灯光源类型: T5 HE 2 x 14/21/28/35W

### 特性:

- 通用电压输入 (AC100-277V)
- 直流电可以工作, 适用紧急照明系统符合VDE 0108标准
- 高功率因数( $\lambda > 0.98$ ), 低谐波 (THD<10%)
- 数字可寻址照明接口 (DALI), 调光范围1-100%
- 灯管启动于调光的任何状态(如1%)
- 工作频率 40-120KHz, 舒适调光, 保护眼睛
- 具有记忆功能的按键调光及开关功能
- 预热启动于AC电源输入时为1.5秒内, 于DC电源输入时0.6秒内
- 关闭可由主电源供应或数字控制信号控制
- 符合DALI协议规范, 工作特性可编程控制, 并可返回当前工作状态、错误及故障至控制系统
- 与DALI主控制器配合使用可实现点对点的控制
- 镇流器系统采用稳定的数字集成电路控制技术
- 稳定光输出, 不受电源电压变动影响
- 灯管故障保护, EOLL灯管寿终关闭
- 灯管更换后, 能自动启动
- 自身重量轻及发热量极低, 可与各式灯具配套
- 运行环境温度 ( $t_a = -20 \rightarrow +50^\circ\text{C}$ )



### 认证/执行标准:



执行标准/Approvals:

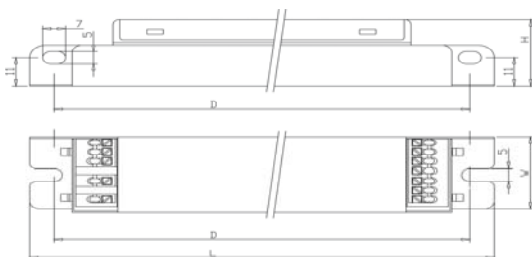
UL Listed #935	ANSI C82.11 Ballast Standard
FCC 47CFR Part 18 EMI/RFI	ANSI C62.41 Category A
EN 55015	EN 55022
EN 60924 sect.I-II	EN 60928
EN 60929	EN 61000-3-2
EN 61347-2-3	EN 61547
GB 15143-1994	GB 17625.1-2003
GB/T 15144-2005	in accordance
with VDE 0108	

### 技术参数:

参数	最小*	正常*	最大*	单位
驱动光源数量	2	-	2	-
灯功率	14 x 2	-	35 x 2	瓦 (W)
输入功率	30.8	-	77	瓦 (W)
额定输入电压	100	230	277	伏特 (V)
交流电输入电压范围	90	-	304	伏特 (V)
直流电输入电压范围	150	-	304	伏特 (V)
输入频率	0	50-60	-	赫兹 (Hz)
输入电流	0.25A@120V	0.33A@230V	0.27A@277V	安培 (A)
功率因数	0.90	0.98	-	-
工作频率	40	-	120	千赫兹 (KHz)
灯电流波峰比	-	-	1.7	-
总谐波含量	-	-	10%	-
运行环境温度 (@ $t_a$ )	-20	-	50	摄氏度 $^\circ\text{C}$
外壳最大温度 (@ $t_c$ )	-	-	75	摄氏度 $^\circ\text{C}$
平均使用寿命	50,000	-	-	小时 (H)

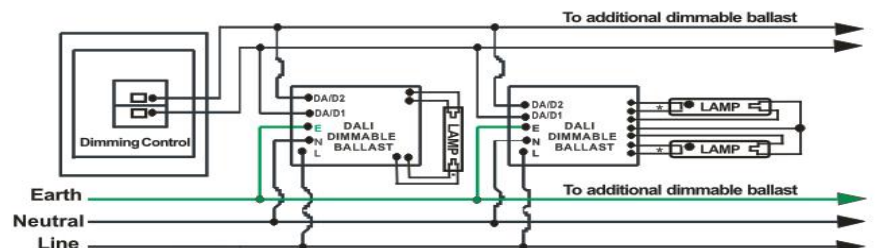
\*以上参数在环境温度为25 $^\circ\text{C}$ 时测得;

### 外型尺寸规格:



L(长)xW(宽)xH(高)=430x30x26(MM),  
D(安装尺寸)=415 (MM)

### 接线图:



镇流器使用快速接线端子,  
请使用AWG18(直径为 0.5-1.0mm<sup>2</sup>)实心铜线,  
剥线长度为5/16" (7.0~8.5mm)  
镇流器必须接地, 使用外接地线。